


# TIMBER FRAME

## PATIO STRUCTURES

HANDCRAFTED BY

 **BROOKSIDE  
TIMBER FRAME, LLC**  
*Constructing An Old World Heritage™*

**PAVILIONS/PERGOLAS  
2023 SELECTION**



*Constructing An Old World Heritage™*

**Brookside Timber Frame, LLC** is a family owned business established in 2018.

Our vision is to first serve God and our community by delivering a professional experience to your home and lifestyle. We do this by building good relationships with our families, employees and customers while providing and constructing precut and prestained Timber Frame houses, porches, pavilions, barns and event spaces.

All of this starts by living our foundational values: Honesty, trustworthiness, respect, friendliness, loyalty, accountability, dedication, stewardship and integrity. We not only say this, we value it.

Be inspired by constructing an Old World Heritage.

Best Regards and blessings to all.  
- The Brookside Team



**TIMBER RETREAT**



**4-5**

**HOLIDAY ESCAPE**



**6-7**

**DENALIVUE**



**8-9**

**LAKESIDE MAJESTIC**



**10-11**

**GLAZIER HIDEAWAY**



**12-13**

**LEDGEFIELD**



**14-15**

**FOREST MELODY**



**16-17**

**COMBOLAN ESTATE**



**18-19**

**HIGHLAN OASIS**



**20-21**

**HOOSIER**




**22**

**SHADELAN RETREAT**



**23**

**DESIGN YOUR OWN**



**24-27**

# TIMBER RETREAT



## Pictured upgrades from base price:

- 24x24 Cupola & metal shake roofing
- Stone wall, fireplace & cement floor

## Pictured Standard Options:

- Dark oak stain & charcoal grey roofing
- 2'6" 4x8 braces with curve. Small 1 pc. post base
- Half square head end detail. 7/12 roof pitch

**STANDARD**

8x8 Post  
& Headers

**STANDARD**

4x8 Rafters

**STANDARD**

Tongue & Groove  
Roof Decking

**STANDARD**

Ag Metal OR  
Asphalt Shingles

**STANDARD**

Precut  
Prestain



The Timber Retreat creates a nice open air shaded patio cover and the open gable allows you to enjoy the beauty and elegance of timber frame construction from the inside & outside.

## SPECIFICATIONS

### PAVILION SIZES

**10' | 12' | 14' | 16' | 18' | 20' | 24' |**

**A** Outside of roof to outside of roof standard overhang is 16" Gable Side

12'8" | 14'8" | 16'8" | 18'8" | 20'8" | 22'8" | 26'8" |

**B** Overall height. Standard roof pitch is 9/12.

13'2" | 13'11" | 14'8" | 15'5" | 16'2" | 16'11" | 18'5" |

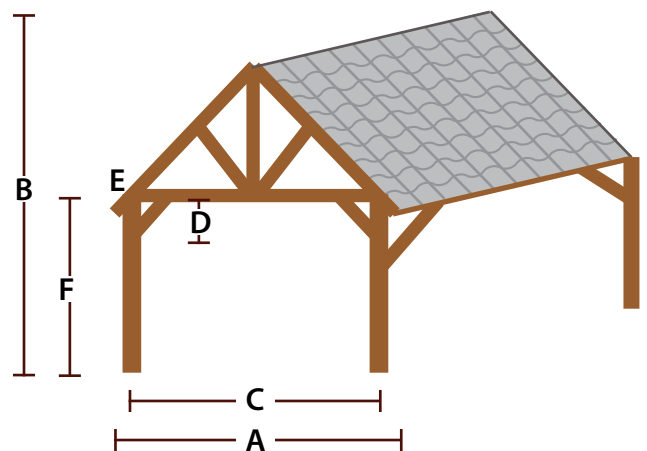
**C** Outside of post to outside of post.

10' | 12' | 14' | 16' | 18' | 20' | 24' |

**D** Brace size (available in 2', 2'6", 3')

**E** Header end detail. See page 25

**F** 8' standard post length. Post length = distance from floor to bottom of header



Any pavilion larger than 20'w x 20' will require additional post on eve side. Max gable side header length is 36' w/out adding post to gable side.

# HOLIDAY ESCAPE



## Pictured upgrades from base price:

## Pictured Standard Options:

- Square header end detail
- Dark oak stain
- Shingle roofing
- 4x8 braces w/out curve (2' gable) 3' on sides
- Large 2pc. post base
- 9/12 roof pitch

### STANDARD

8x8 Post  
& Headers

### STANDARD

4x8 Rafter  
6x8 Gable Rafters

### STANDARD

Tongue & Groove  
Roof Decking

### STANDARD

Ag Metal OR  
Asphalt Shingles

### STANDARD

Precut  
Prestain



Much like the timber retreat, the Holiday Escape creates a nice open air shaded patio cover or carport and carries more of a deluxe timber frame appeal with the offset header design.

## SPECIFICATIONS

### PAVILION SIZES

**10' | 12' | 14' | 16' | 18' | 20' | 24'** |

**A** Outside of roof to outside of roof standard overhang is 16" Gable Side

12'8" | 14'8" | 16'8" | 18'8" | 20'8" | 22'8" | 26'8" |

**B** Overall height. Standard roof pitch is 9/12.

13'10" | 14'7" | 15'4" | 16'1" | 16'10" | 17'7" | 19'1" |

**C** Outside of post to outside of post.

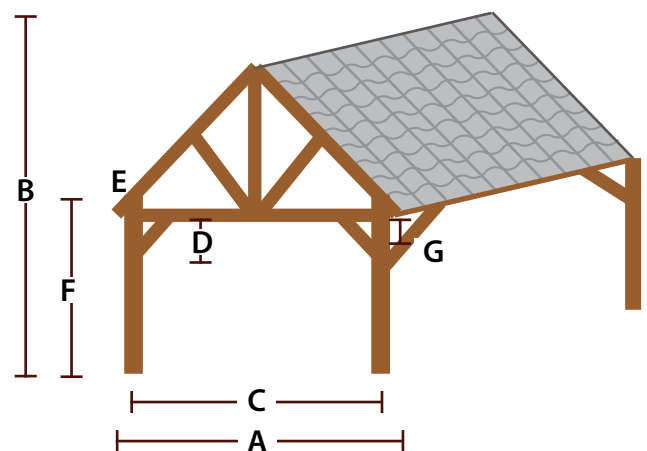
10' | 12' | 14' | 16' | 18' | 20' | 24' |

**D** Brace size (available in 2', 2'6", 3')

**E** Header end detail. See page 25

**F** 8' standard post length. Post length = distance from floor to bottom of Gable Header

**G** Height difference from Gable Header to side header = 16"



Any pavilion larger than 20'w x 20' will require additional post on eve side. Max gable side header length is 36' w/out adding post to gable side.

# DENALIVUE



## Pictured upgrades from base price:

- 6x12' pantry room, 6'x10' storage room
- 3x16 & 12x12 pergola awnings, closed gable ends
- Granite top counter/bar area

## Pictured Standard Options:

- Dark oak stain, Driftwood Shingles
- Small 2pc. post base 12/12 roof pitch
- Scroll header end detail

### STANDARD

4 pc. 8x8 Post  
per corner  
& 8x10' Headers

### STANDARD

4x8 Rafter  
6x8 Gable Rafters  
3 live gables

### STANDARD

Tongue & Groove  
Roof Decking

### STANDARD

Ag Metal OR  
Asphalt Shingles

### STANDARD

Precut  
Prestain





Plan the perfect staycation! Create your own stunning backyard entertainment complex to provide relaxation with a resort like feel for family and friends.

## SPECIFICATIONS

### PAVILION SIZES

**10' | 12' | 14' | 16' | 18' | 20' | 24'** |

**A** Outside of roof to outside of roof standard overhang is 16" Gable Side

12'8" | 14'8" | 16'8" | 18'8" | 20'8" | 22'8" | 26'8"

**B** Overall height. Standard roof pitch is 12/12.

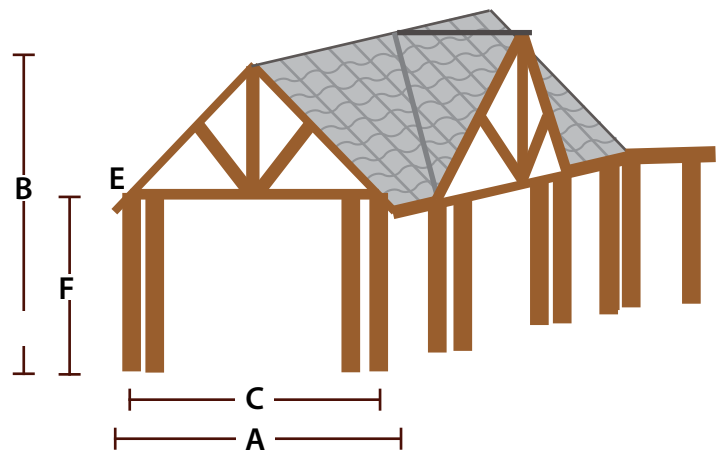
14'7" | 15'7" | 16'7" | 17'7" | 18'7" | 19'7" | 21'7"

**C** Outside of post to outside of post.

10' | 12' | 14' | 16' | 18' | 20' | 24'

**E** Header end detail. See page 25

**F** 8' standard post length. Post length = distance from floor to bottom of header



Any pavilion larger than 20'w x 20' will require additional post on eve side. Max gable side header length is 36' w/out adding post to gable side.

# LAKESIDE MAJESTIC



## Pictured upgrades from base price:

- Octagon cupola with weather vane
- Special order slate shingle roofing
- Stone column post bases. Railing inbetween posts

## Pictured Standard Options:

- Clear coat stain on cedar wood. 10/12 roof pitch
- 2' 4x8 braces with curve
- 1 pc small post bases

### STANDARD

8x8 Post  
8x10 Headers

### STANDARD

4x8 Rafters  
24" on center

### STANDARD

Tongue & Groove  
Roof Decking

### STANDARD

Ag Metal OR  
Asphalt Shingles

### STANDARD

Precut  
Prestain



Do you love the look of wood and want to invest your money in a pavilion that will stand tall in your backyard for years to come? The Lakeside Majestic is a game changer in the Timber Frame Backyard, patio covers. Instantly, your ability to host friends and family improves greatly adding a central gathering spot where the food can be served and friends can hang out!

**SPECIFICATIONS**

**PAVILION SIZES**

**10' | 12' | 14' | 16' | 18' | 20' | 24' |**

**A** Outside of roof to outside of roof standard overhang is 16" Gable Side

12'8" | 14'8" | 16'8" | 18'8" | 20'8" | 22'8" | 26'8"

**B** Overall height. Standard roof pitch is 10/12. Includes Cupola

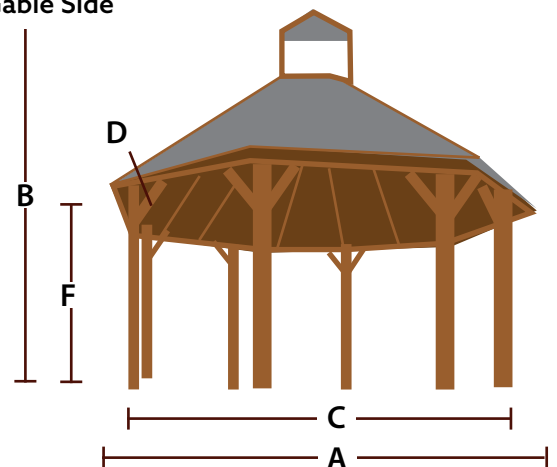
6'11" | 7'9" | 8'7" | 9'5" | 10'3" | 11'1" | 12'9"

**C** Outside of post to outside of post.

10' | 12' | 14' | 16' | 18' | 20' | 24'

**D** Brace size (available in 2', 2'6", 3')

**F** 8' standard post length. Post length = distance to bottom of header



# GLAZIER HIDEAWAY



## Pictured upgrades from base price:

- Composite floor
- Cedar railing with post

## Pictured Standard Options:

- Cedar stain. Black Ag Metal roofing
- Scroll header end detail. 3/12 roof pitch
- 2' 4x6 braces with curve. 2pc small post base

### STANDARD

8x8 Post  
8x8 Headers

### STANDARD

3x8 Rafters  
24" on center

### STANDARD

Tongue & Groove  
Roof Decking

### STANDARD

Ag Metal OR  
Asphalt Shingles

### STANDARD

Precut  
Prestain



The Glazier Hideaway is a great choice for weddings, receptions, an extension of living/dining area or even a perfect spot to park your cars.

## SPECIFICATIONS

### PAVILION SIZES

**10' | 12' | 14' | 16' | 18' | 20' | 24' |**

**A** Outside of roof to outside of roof standard overhang is 16" Gable Side

14' | 16' | 18' | 20' | 22' | 24' | 28' |

**B** Overall height. Standard roof pitch is 3/12.

13'3" | 13'9" | 14'3" | 14'9" | 15'3" | 15'9" | 16'9" |

**C** Outside of post to outside of post.

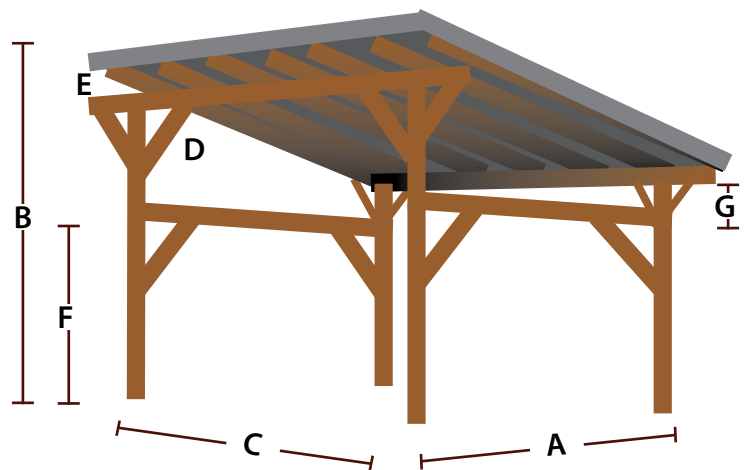
10' | 12' | 14' | 16' | 18' | 20' | 24' |

**D** Brace size (available in 2', 2'6", 3')

**E** Header end detail. See page 25

**F** 7'6" standard post length. Post length = distance from floor to bottom of Gable Header

**G** Height difference from Gable Header to side header = 16"



Any pavilion larger than 20'w x 20' will require additional post on eve side. Max gable side header length is 36' w/out adding post to gable side.

# LEDGEFIELD



## Pictured upgrades from base price:

- Counter top and grill
- Black standing seam metal roofing

## Pictured Standard Options:

- Dark Oak stain
- Square header end detail. 2/12 roof pitch
- 3' 4x8 braces with curve

### STANDARD

8x8 Post  
8x8 Headers

### STANDARD

6x8 Rafters  
4x6 perlin

### STANDARD

Tongue & Groove  
Roof Decking

### STANDARD

Ag Metal OR  
Asphalt Shingles

### STANDARD

Precut  
Prestain



The Ledgefield makes an ideal sun and rain protection for appliances and users who gather to cook, without the interference of extra posts.

## SPECIFICATIONS

### PAVILION SIZES

6' | 8' |

**A** Outside of roof to outside of roof standard overhang on the back is 16"

6' | 8' |

**B** Overall height. Standard roof pitch is 2/12.

10'1" | 10'6" |

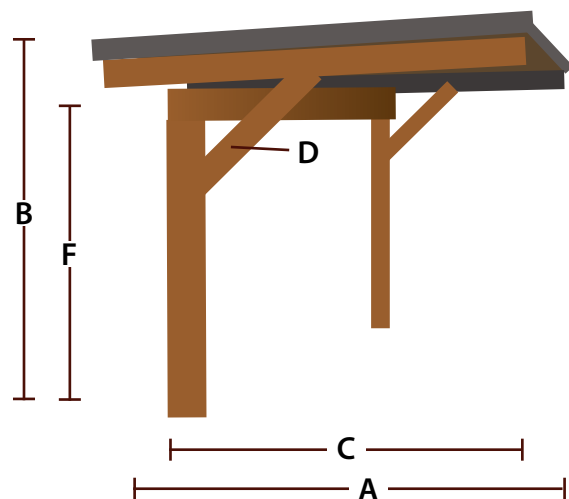
**C** Front of post to outside edge of roof.

4' | 6' |

**D** Brace size (available in 3', 4')

**E** Header end detail.

**F** 8' standard post length. Post length = distance to bottom of header



Any pavilion larger than 20' will require additional post on eve side. Max gable side header length is 8' w/out adding post to gable side.

# FOREST MELODY



## Pictured upgrades from base price:

- 36x36 cedar cupola w coppertone roof
- Paver stone columns on back two posts
- Paver wall on back side

## Pictured Standard Options:

- Smoke stain. 2pc small post base.
- Square header end detail. 5/12 roof pitch
- Shingle roofing, 2' & 2'6" 4x8 braces w/curve

### STANDARD

6x6 Post  
6x8 Headers

### STANDARD

2x4 Rafters  
24" on center

### STANDARD

Tongue & Groove  
Roof Decking

### STANDARD

Ag Metal OR  
Asphalt Shingles

### STANDARD

Precut  
Prestain





You can depend on the Forest Melody to make a big difference. There is no match to the quality timber construction, treated floors, ULS high build satin low VOC penetrating stain and 40 year metal roofing when compared to equally affordable pavilions on the market.

A smart budget choice for sure.

## SPECIFICATIONS

### PAVILION SIZE

**10' | 12' | 14' | 16' | 18' | 20' | 24' |**

**A** Outside of roof to outside of roof standard overhang is 12"

12' | 14' | 16' | 18' | 20' | 22' | 26' |

**B** Overall height. Standard roof pitch is 5/12.

11' | 11'5" | 11'10" | 12'3" | 12'8" | 13'1" | 13'11"

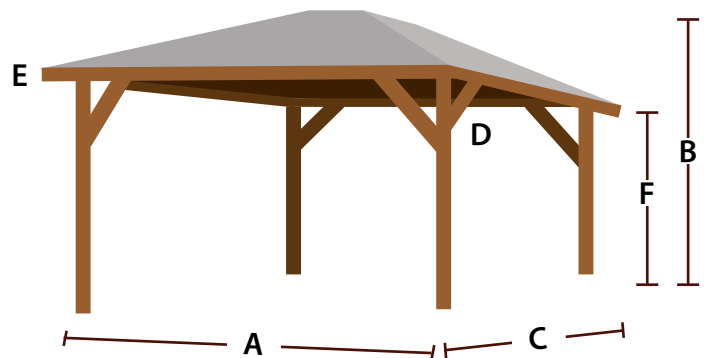
**C** Outside of post to outside of post.

10' | 12' | 14' | 16' | 18' | 20' | 24' |

**D** Brace size (available in 2', 2'6", 3')

**E** Header end detail. See page 25

**F** 8' standard post length. Post length = distance to bottom of header



Any pavilion larger than 20'w x 20' will require additional post on eve side.

# COMBOLAN ESTATE



## Pictured upgrades from base price:

- Metal Shake Roofing

## Pictured Standard Options:

- Half square header end detail
- Butternut stain 7/12 Roof Pitch
- 2' 6" 4x8 braces w/curve
- 2 pc. large post bases

### STANDARD

8x8 Post  
8x10 Headers

### STANDARD

4x8 Rafters  
6x8 Gable Rafters  
24" on center

### STANDARD

Tongue & Groove  
Roof Decking  
3x3 Shade Cover  
Lattice

### STANDARD

Ag Metal OR  
Asphalt Shingles

### STANDARD

Precut  
Prestain



The Combolan Estate is a combination of a pavilion and pergola to deliver a broader variety of space and shade.

## SPECIFICATIONS

### PAVILION SIZE

**A** Outside of roof to outside of roof of pavilion standard overhang is 16"

**B** Overall height. Standard roof pitch is 7/12.

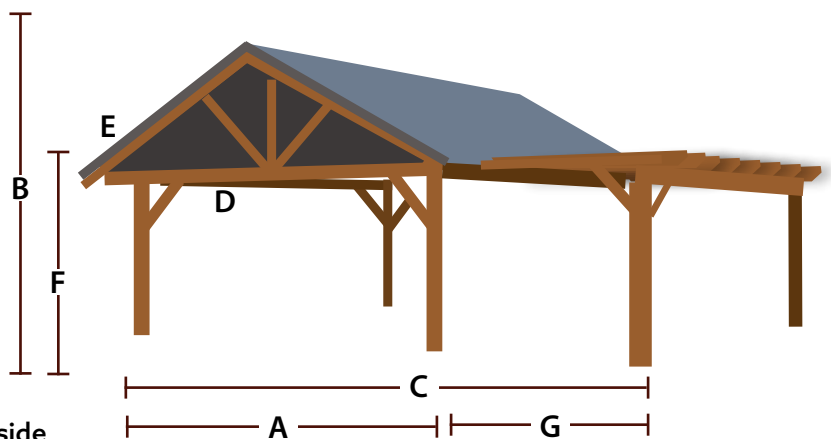
**C** Outside of post to outside of post.

**D** Brace size (available in 2', 2'6", 3')

**E** Header end detail. See page 25


**F** 8' standard post length.  
Post length = distance to bottom of header

**G** Pergola Size = Outside of pavilion post - outside of pergola post



Any pavilion larger than 20'w x 20' will require additional post on eve side. Max gable side header length is 36' w/out adding post to gable side.

# HIGHLAN OASIS



## Pictured upgrades from base price:

- Privacy curtains
- String lights
- 2' 4x4 braces without curve

## Pictured Standard Options:

- Square header end detail
- Cedar stain
- Large 2pc. post base

**STANDARD**

**8x8 Post**

**STANDARD**

**8x8 header**

**STANDARD**

**4x8 Rafters  
24" on center**

**STANDARD**

**3x3 Shade Cover  
Lattice**

**STANDARD**

**Precut  
Prestain**



The Highlan Oasis keeps it neutral, naturally. Riverside, lakeside or patio...cover where your backyard resides. Give yourself a chance to break away and focus on the important things like having a cup of coffee on the patio or watching the sunset.

## SPECIFICATIONS

### PERGOLA SIZE

10' | 12' | 14' | 16' | 18' | 20' | 24' |

**A** Outside of roof to outside of roof standard overhang is 16"

12'8" | 14'8" | 16'8" | 18'8" | 20'8" | 22'8" | 26'8" |

**B** Overall height = 9'7".

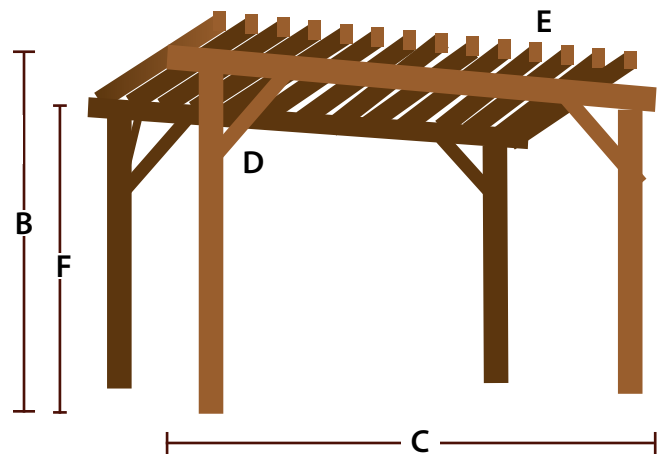
**C** Outside of post to outside of post.

10' | 12' | 14' | 16' | 18' | 20' | 24' |

**D** Brace size (available in 2', 2'6", 3')

**E** Header end detail. See page 25

**F** 8' standard post length. Post length = distance to bottom of header



Any pergola larger than 20'w x 20' will require additional post on eve side. Max gable side header length is 36' w/out adding post to gable side.

# HOOSIER



## Pictured upgrades from base price:

- 10' Post length

## Pictured Standard Options:

- Dark Oak Stain
- 12/12 Roof Pitch
- 2' 4x8 braces w/curve
- Half Square Header End Detail 1 pc. small post base

**STANDARD**

7'6" Post Length  
8x8 Post

**STANDARD**

8x8 header

**STANDARD**

4x8 Rafters  
24" on center

**STANDARD**

3x3 Shade Cover 12"  
on center

**STANDARD**

Precut  
Prestain

# SHADELAN RETREAT



## Pictured upgrades from base price:

- String Lights
- Chandelier

## Pictured Standard Options:

- Red Mahogany Stain
- Half Square Header End Detail 1 pc. small post base
- 2' 4x6 brace w/out curve

### STANDARD

6x6 Post  
6x8 Headers

### STANDARD

2x6 Rafters  
24" on center

### STANDARD

2x2 Shade Cover  
12" on center

### STANDARD

Precut  
Prestain

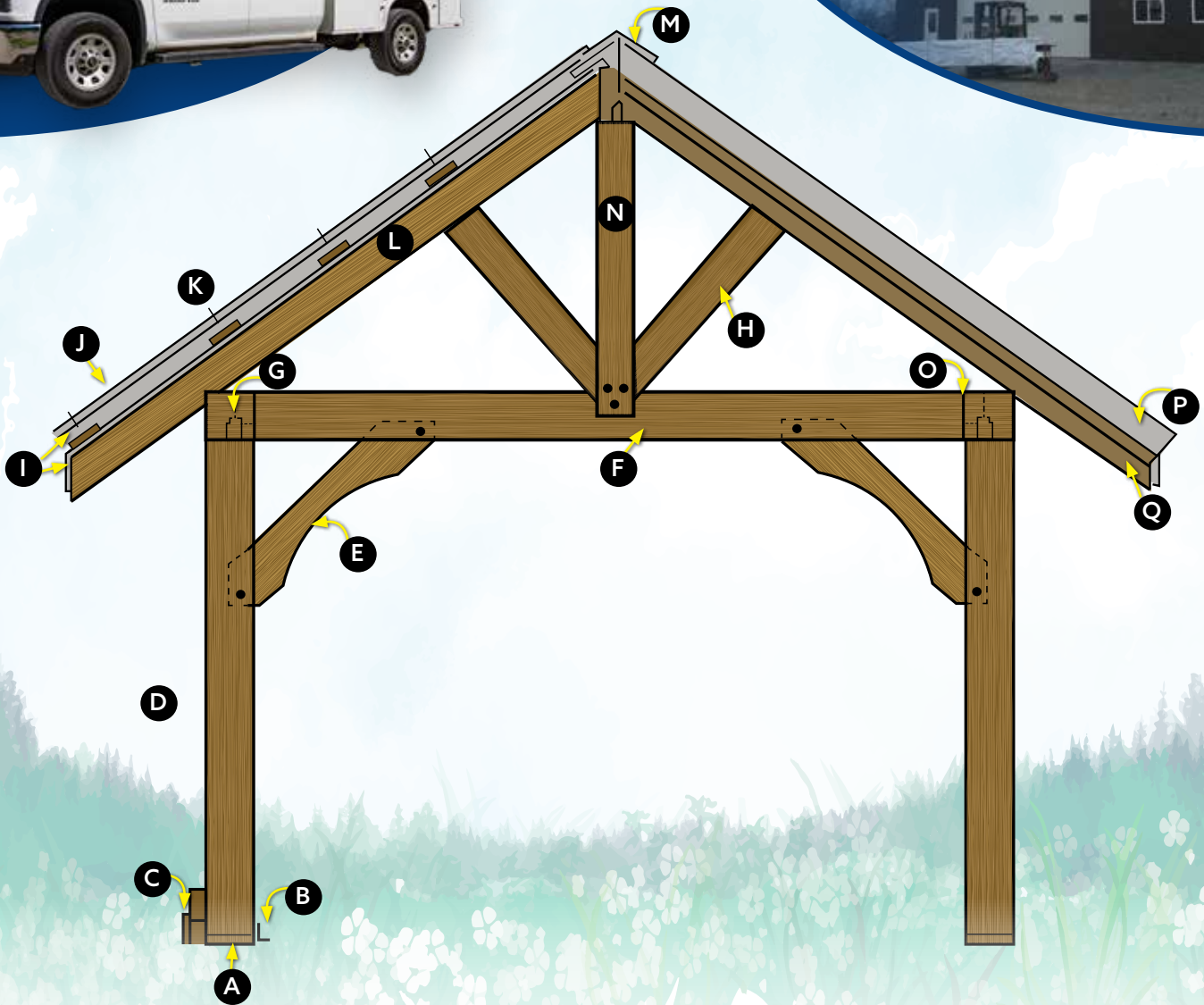
### STANDARD

7'6"  
Post Length

Delivered & Installed by our own experienced Crew



Pre Cut & Packaged in our Manufacturing Shop



- A. Poly Stand Off, to create Air Flow and preserve post from moisture and cement contraction
- B. Simson Strong Tie Anchors
- C. 2 Piece Post Base
- D. 8" Post
- E. 4" Braces - Mortis & Tenon into Post & Header for stability
- F. 8" or 10" Header
- G. Wooden Pins
- H. Gable Braces
- I. Tongue & Groove Roof Decking

- J. 40 Year Metal Roofing/20 year shingle
- K. 40 Year Warranty Roofing Screws
- L. 4" x 8" Timber Rafters
- M. Metal Roofing Ridge Cap, with Vent
- N. 6" King Post
- O. 4" x 4" x 8" Saddle Notch with 2 - 12" Wooden Pins to Securely Attach Gable Side and Side Header Together
- P. Metal Roofing Rake Trim
- Q. 2x 6 Faceboards

In House Services: Planning, Drafting, Designing, Engineering

Pre Stained in our Heated Indoor Stain Booth



# DESIGN YOUR PAVILION/PERGOLA

## Choose a Style

### PAVILIONS

TIMBER RETREAT

HOLIDAY ESCAPE

DENALIVUE

LAKESIDE MAJESTIC

AMPHITHEATER

FOREST MELODY

COMBOLAN ESTATE

### PERGOLAS

HIGHLAN OASIS

SHADELAN RETREAT

HOOSIER

## Choose a Size

Measurements are based on outside of post to outside of post

Overhang sizes are available in 12" 16" 24"

## Choose a Wood Species

Douglas Fir

Eastern White Pine

White Oak

Eastern Red Cedar

## Choose a Header End Detail

Scroll



Square



Half Square



Chamfered



## Choose a Stain Color

or refer to actual in person samples



BARK



BUTTERNUT



BRONZE



CARAMEL



CEDAR



DARK OAK



NATURAL



SMOKE



TEAK

## HALEY ULTRA LOG STAINS

- ULS is a high build satin water-based low voc penetrating stain
- Ultra Log penetrates deep in cracks & gaps and doesn't allow breaks to occur in the film.
- Unlike other log and siding stain systems, Haley ultra log does not require a third coat!

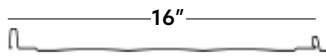
\*Printed colors shown here may vary from actual product colors.

## Choose a Roof Pitch

Standard A frame roof pitch is 9/12. Standard Hip roof pitch is 5/12

## Choose a Roofing Style & Color (in person samples available)

Standing Seam



G-Rib Metal



Asphalt Shingle


Metal Shingle

## METAL ROOF COLORS

### Sherwin-Williams Weather XL

**With so many color and trim options, we have the right combination to meet any need.** Whether your goal is a contemporary, rugged profile or clean, elegant design -- Metal Roofing provides the right product to suit every style!

Our premium panel provides the highest protection and lasting beauty, and is constructed of the strongest 28 gauge metal which offers a higher resistance to the natural elements your roof will face



Black



Galvalume



Burgundy



Burnished Slate



Charcoal



Cocoa Brown



Gallery Blue



Ivy Green



Copper Metallic



Black Crinkle



Burgundy Crinkle



Burnished Slate Crinkle



Charcoal Crinkle



Cocoa Brown Crinkle



Red Crinkle




Green Crinkle


## Great American Steel Shake Metal Shingles



New Cedar




Weathered Cedar



Aged Cedar



Evergreen




Mission Red

\*Printed colors shown here may vary from actual product colors.

## ASPHALT SHINGLE COLORS



Amber



Brownwood



Chateau Green



Colonial Slate



Desert Tan



Driftwood



Estate Gray



Harbor Blue



Onyx Black



Quarry Gray




Shasta White



Sierra Gray



Slatestone Gray



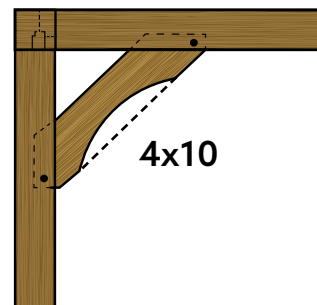
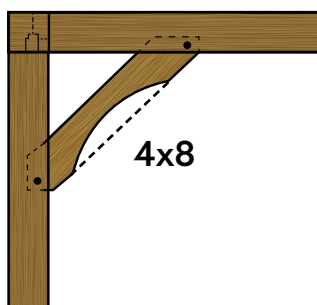
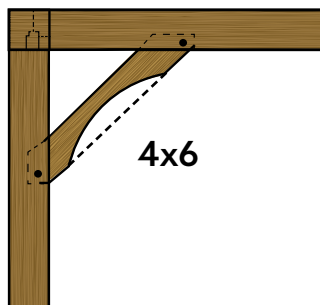
Teak



Terra Cotta

## Choose a Brace Size & Style

2' 2'6" 3' 4x6 4x8 4x10 w/curve w/out curve

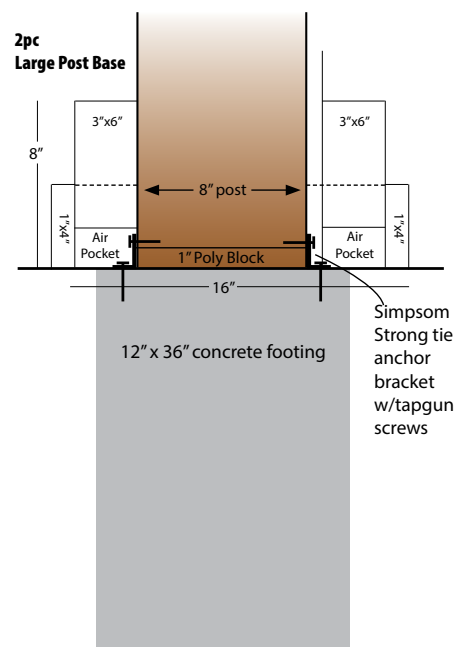
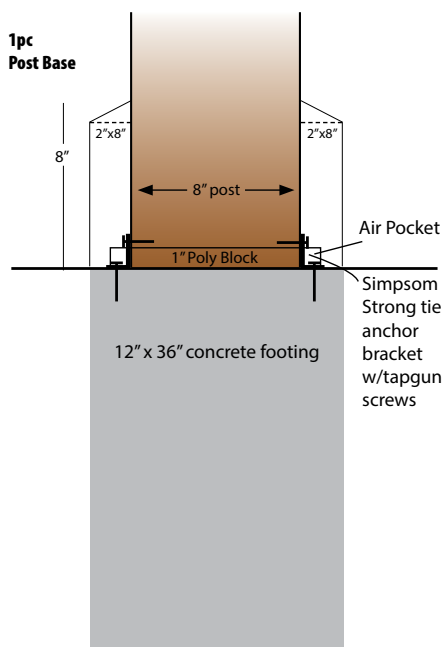
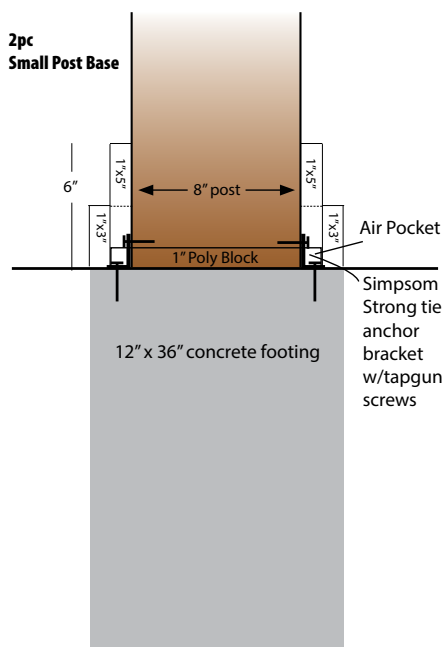


## Choose a Cupola and/or Weather Vain (optional)

24x24 36x36 36x36 w/windows, 48" Octagon



## Choose a Post Base




# DON'T SEE WHAT YOU NEED?

WE CAN HELP WITH A CUSTOM APPLICATION

The craftsmanship of  
Mortise & Tenon  
Joinery



CONTACT YOUR DEALER FOR PRICE QUOTES



**BROOKSIDE  
TIMBER FRAME, LLC**

Constructing An Old World Heritage™